





RESOURCE GUIDE FOR FLEET CUSTOMERS





ABOUT SPITZLIFT

SpitzLift Manufacturing was founded in 1999 and is recognized as a leader in the small crane and lifting industry. SpitzLift is a lightweight, aluminum crane proudly manufactured in the U.S.A. Our easy to use lifting solutions are portable and adaptable to almost any application. SpitzLift cranes are payload efficient, cost effective, and mitigate against workplace injuries.

Our SOP process outlines clear methods of communication and includes checkpoint systems for ensuring streamlined product integration from start to finish. This resource guide illustrates our commitment to minimizing challenges and maximizing successful outcomes.

Our seasoned design team works directly with vehicle manufacturers, shelving manufacturers, fleet management companies, and upfitters to create optimal design specifications for weight efficiencies, EHS compliance, and field value drivers.

SpitzLift is proud of our growing global presence and our reputation for getting the job done for over 18 years. We welcome the opportunity to work with you to determine the perfect lifting solution for your material and equipment handling needs.

APPLICATION EVALUATION PROCESS



1

Customer Project Assessment

Customer relationship is identified. Lifting application is reviewed. Project needs are assessed and all involved parties are identified and roles established. Timeline requirements reviewed.



2

Solution Evaluation

SpitzLift team works with customer to fully understand the application to provide optimal solution. Site visit and collaborative meetings may be needed.



3

Project Documents Produced

Installation documents and specific SOP documents for customer project are produced.



4

Project Packaging Assignment

Customer project is assigned a unique identifying package number for streamlining ongoing customer fulfillment.

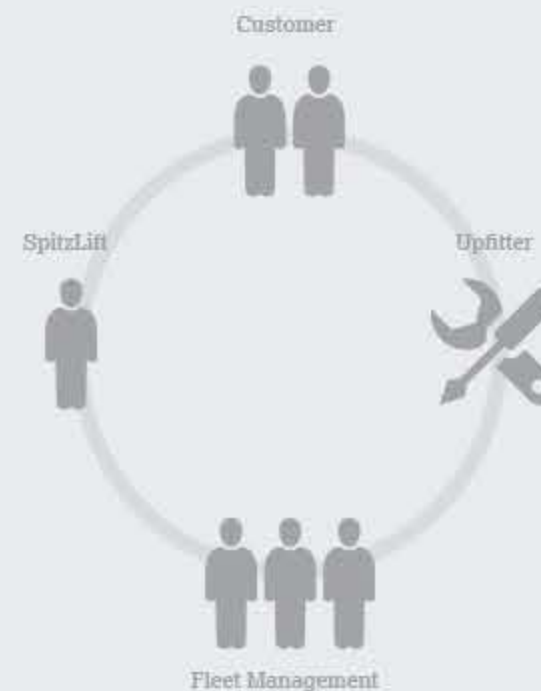


5

SpitzLift Customer Support

We support our product after delivery through warranty programs, customer service and recertification programs. We also provide tailored safety training upon request.

Collaborative Stakeholders Process



Engineering Solutions

Simulation Document

SpitzLift Engineering Simulations

We conduct 3DCAD simulations to verify the precision of the application and to eliminate interference with all other vehicle equipment.



Operations Sheet

SPITZLIFT STANDARD CRANES

STANDARD CRANES

3ft. Fold-Down



Max Load
650 lbs.
Weight
37 lbs.

Low | Medium | High
Roof heights
Side door



3ft. Standard



Max Load
900 lbs.
Weight
38 lbs.

Low | Medium | High
Roof heights
Side door



GENERAL SPECS

APPLICATION

VEHICLE WEIGHT REDUCTION

Total impact to vehicle is less than 100 lbs.

ROBUST AND RUGGED

Lifts up to 1,000 lbs.

SAFE AND EFFICIENT

Prevents workplace injuries and increases productivity.

SpitzLift

- Meets ASME & OSHA standards
- Pre-assembled kits include hardware and wiring harness
- Every crane is tested and comes with a load test certificate
- Cranes are easy to store and are removable
- Custom solutions available

Standard Crane Options

- Length: 3 ft. or 4 ft.
- Manual crane with load control built in brake
- Electric Crane: DC or AC (lifting speed 22 ft. per/ min.)

Safety Features of Electric Cranes

- Safety release auxiliary handle
- Circuit breaker system for overload protection
- Dynamic and disc brake dual load control system

Additional Options

- Webbing: 2" UV resistant webbing. Abrasion resistant edge.
- Wire rope: 3/16" aircraft-grade cable. 3600 lbs. rating
- Synthetic rope: 3/16" 4900 lbs. rating. Non-rotational. Fatigue, abrasion, UV & wear resistant.

3 Year Standard Warranty (Will match OEM warranty up to 6 years)



CHEVROLET / GMC SERVICE VAN SOLUTIONS

VEHICLE TYPE

Chevrolet - Express

STANDARD ROOF

135 WB

155 WB



GMC - Savana

STANDARD ROOF

135 WB

155 WB



REAR OPTIONS

OPTION 1 - GM

3 ft. fold-down crane

OPTION 1 - GM

3 ft. fold-down crane

SIDE DOOR OPTIONS

OPTION 2 - GM - SD

3 ft. standard crane

OPTION 2 - GM - SD

3 ft. standard crane

INSTALLATION HARDWARE KITS OPTIONAL FOR ALL CHEVROLET/GMC APPLICATIONS.



FORD SERVICE VAN SOLUTIONS

VEHICLE TYPE

Transit

LOW ROOF

130WB
148WB



Transit

MEDIUM ROOF

130WB
148WB



Transit

HIGH/EXT. HIGH ROOF

148WB



Transit Connect

STANDARD ROOF

104WB
120WB



REAR OPTIONS

OPTION 1 - FT/L

3 ft. fold-down crane

OPTION 1 - FT/MH

3 ft. fold-down crane

OPTION 1 - FT/MH

3 ft. fold-down crane

OPTION 1 - FTC/104

3 ft. fold-down crane

SIDE DOOR OPTIONS

OPTION 1 - FT/L - SD

3 ft. standard crane

OPTION 1 - FT/MH - SD

3 ft. fold-down crane

OPTION 1 - FT/MH - SD

3 ft. fold-down crane

OPTION 2 - FTC/120

3 ft. fold-down crane

OPTION 2 - FT/MH - SD

3 ft. standard crane

OPTION 2 - FT/MH - SD

3 ft. standard crane

COMPLETE INSTALLATION KITS INCLUDED
FOR ALL FORD APPLICATIONS.



MERCEDES SERVICE VAN SOLUTIONS

VEHICLE TYPE

Sprinter

STANDARD ROOF

144WB
170WB



REAR OPTIONS

OPTION 1 - MS
3 ft. fold-down crane

SIDE DOOR OPTIONS

OPTION 1 - MS - SD
3 ft. fold-down crane

OPTION 2 - MS - SD
3 ft. standard crane

Sprinter

HIGH/EXT. HIGH ROOF

144WB
170WB



OPTION 1 - MS
3 ft. fold-down crane

OPTION 1 - MS - SD
3 ft. fold-down crane

OPTION 2 - MS - SD
3 ft. standard crane

Sprinter

SUPER HIGH

144WB
170WB



OPTION 1 - MS/H
3 ft. fold-down crane

OPTION 1 - MS/H - SD
3 ft. fold-down crane

OPTION 2 - MS/H - SD
3 ft. standard crane

INSTALLATION HARDWARE KITS OPTIONAL
FOR ALL MERCEDES APPLICATIONS.



NISSAN SERVICE VAN SOLUTIONS

VEHICLE TYPE

NV Cargo
STANDARD ROOF
115WB
146WB



NV Cargo
HIGH ROOF
146WB



REAR OPTIONS

OPTION 1 - NV/S
3 ft. fold-down crane

OPTION 1 - NV/H
3 ft. fold-down crane

SIDE DOOR OPTIONS

OPTION 1 - NV/S - SD
3 ft. standard crane

OPTION 1 - NV/H - SD
3 ft. standard crane

INSTALLATION HARDWARE KITS OPTIONAL
FOR ALL NISSAN APPLICATIONS.



RAM SERVICE VAN SOLUTIONS

VEHICLE TYPE

Promaster

LOW ROOF

118WB
136WB



REAR OPTIONS

OPTION 1 - PM
3 ft. fold-down crane

SIDE DOOR OPTIONS

OPTION 1 - PM - SD
3 ft. fold-down crane

OPTION 2 - PM - SD
3 ft. standard crane

Promaster

HIGH ROOF

136WB
159WB



OPTION 1 - PM/H
3 ft. fold-down crane

OPTION 1 - PM - SD
3 ft. fold-down crane

OPTION 2 - PM/H - SD
3 ft. standard crane

Promaster

EXT. HIGH ROOF

159WB



OPTION 1 - PM/H
3 ft. fold-down crane

OPTION 1 - PM - SD
3 ft. fold-down crane

OPTION 2 - PM/H - SD
3 ft. standard crane

COMPLETE INSTALLATION KITS INCLUDED
FOR ALL RAM APPLICATIONS.



CONTACT SPITZLIFT

Contact Us

(619) 713-5061

Customer Service:

customerservice@spitzlift.com

Sales:

info@spitzlift.com

Fleet Support:

fleetsupport@spitzlift.com

Engineering:

engineering@spitzlift.com

Accounting:

accounting@spitzlift.com

Sales Orders:

orders@spitzlift.com

For a comprehensive viewing of all our applications visit us at SpitzLift.com.



"Many commercial fleets look to fleet management companies to bring them new ideas and market offerings. They want value added solutions that will save them money. SpitzLift is an option that should always be considered when getting specs for a crane or lift requirement."

Rob Jackson, Regional Manager, ARI

"SpitzLift cranes definitely improve efficiency and help us get jobs done in a more timely manner. Without a doubt, they're huge profitability and productivity generators. SpitzLift cranes are invaluable to injury prevention."

Kerry Gale, Supervisor, Tope Plumbing

✉ **Micheal Spitsbergen, CEO**
michael.s@spitzlift.com

✉ **Mark Spitsbergen, Director of Operations**
mark.s@spitzlift.com

✉ **Nicholette Spitsbergen, International Sales**
nicholette.s@spitzlift.com

f **Facebook**
@SpitzLiftManufacturing

📷 **Instagram**
@SpitzLift

🐦 **Twitter**
@SpitzLift1