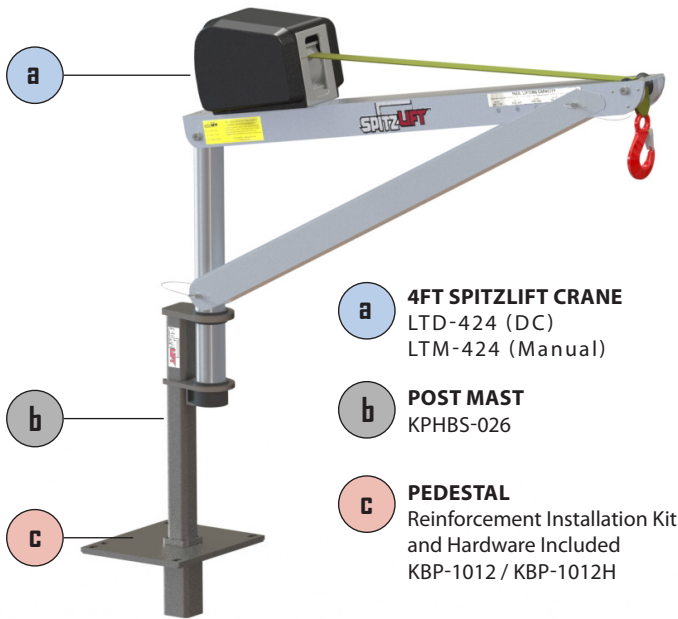



SPITZLIFT PLATFORM TRUCK PACKAGE: HORIZONTAL PEDESTAL

INSTALLS AROUND THE PERIMETER OF PLATFORM | KBP-1012



- a** **4FT SPITZLIFT CRANE**
LTD-424 (DC)
LTM-424 (Manual)
- b** **POST MAST**
KPHBS-026
- c** **PEDESTAL**
Reinforcement Installation Kit
and Hardware Included
KBP-1012 / KBP-1012H



4 FT SPITZLIFT CRANE - DC POWERED OR MANUAL	SPECIFICATIONS
MAX LIFTING CAPACITY	900 LBS (408.2 KG)
MANUFACTURING STANDARDS	COMPLIANT WITH OSHA AND ASME STANDARDS
ROTATION	360°
WEBBING OR WIRE ROPE	20' (609.6 CM) 50' (1524 CM)
LIFTING SPEED	DC - 22'6"(6.858 M)/MIN (0.11/SEC)
DC PENDANT CONTROLLER	10' (304.8 CM)
INSTALLED WEIGHT	DC - APPROX. 83 LBS (37.7 KG) MANUAL - APPROX. 78 LBS (35.4 KG)
POWER REQUIREMENTS	12V DC @ 70 AMPS
STANDARD FINISH	CLEAR ANODIZED POWDER COATED
MATERIAL	AIRCRAFT GRADE ALUMINUM & STEEL
WARRANTY	3 YEARS LIMITED



DC Pendant Controller

PART#: 25559-REMOTE10HK
Length: 10' (304.8 CM)




DC Quick Connect

PART#: 24085-4
Length: 4' (121.9 CM)



DC Wiring Harness

PART#: 24049
Length: 25' (762 CM)



Reinforcement Kit

PART#: KBP-1012H

*Manual Handcrank Option available upon request.